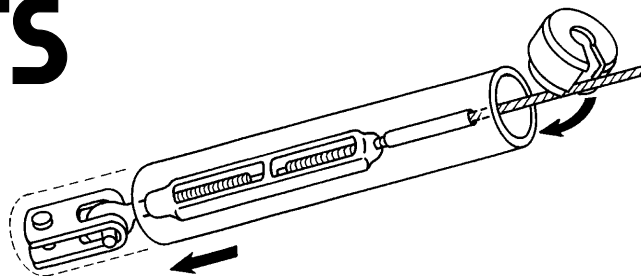


TURNBUCKLE BOOTS WITH CAPS

INSTRUCTIONS



Davis Turnbuckle Boots with caps completely cover turnbuckles yet provide easy access.

- Prevent sails & sheets from catching
- Give low sheet friction
- Allow for easy inspection, adjustment and lubrication of turnbuckles
- Tough, long-lasting UV-rated plastic

Install in three easy steps:

1. Unpin turnbuckle, then slip boot over turnbuckle.
2. Spread cap and snap onto cable.
3. Press cap into boot.

Cap can be cemented to boot for permanent assembly.

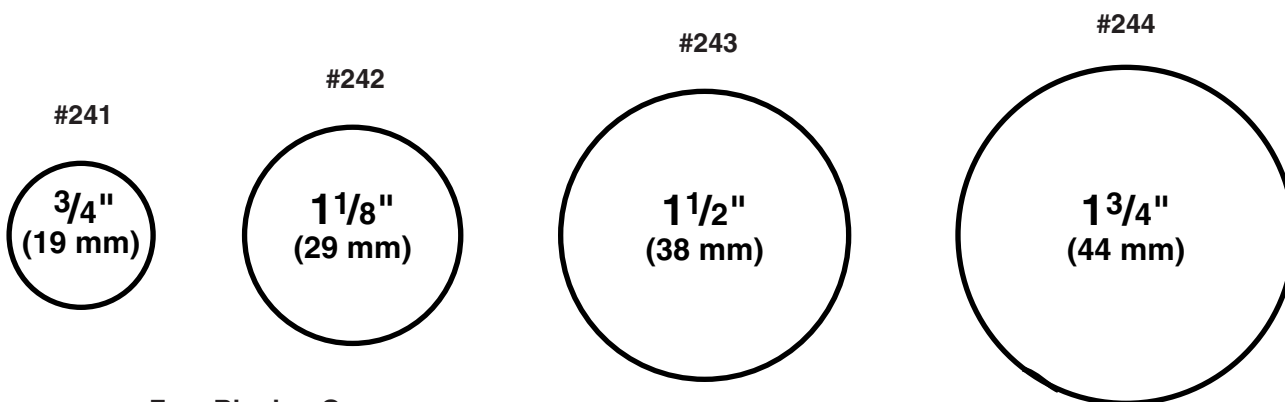
Turnbuckle Boots with Caps

- #241 Boot size: 3/4" ID x 13" (19 mm x 33 cm)
Turnbuckle size: barrel
- #242 Boot size: 1-1/8" ID x 17" (28 mm x 43 cm)
Turnbuckle size: 3/8"
- #243 Boot size: 1-1/2" ID x 20" (38 mm x 51 cm)
Turnbuckle size: 1/2"
- #244 Boot size: 1-3/4" ID x 24" (44 mm x 61 cm)
Turnbuckle size: 5/8"

Extra Turnbuckle Boot Caps

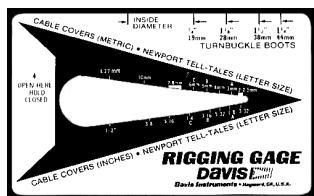
- #245 Fits 3/4" (19 mm) boot size
- #246 Fits 1-1/8" (28 mm) boot size
- #247 Fits 1-1/2" (38 mm) boot size
- #248 Fits 1-3/4" (44 mm) boot size

INSIDE DIAMETERS



Free Rigging Gage

Ask your dealer for Dis-8 from Davis Instruments.



Davis Instruments

3465 Diablo Ave., Hayward, CA 94545 U.S.A.
Phone (510) 732-9229 • Fax (510) 732-9188
info@davisnet.com www.davisnet.com